

1. Product data

Introduction

This data booklet deals with Grundfos CR, CRI and CRN as well as CRE, CRIE and CRNE pumps.

CR, CRI, CRN



Fig. 1 CR, CRI and CRN pumps

CR, CRI and CRN pumps are vertical, multistage centrifugal pumps. The in-line design of the pumps enables installation in a horizontal one-pipe system where the suction and discharge ports are in the same horizontal level and have the same pipe dimensions. This design provides a more compact pump design and pipework.

Grundfos CR pumps are available in various sizes and various numbers of stages to provide the flow and pressure required.

CR pumps are designed for a variety of applications ranging from the pumping of potable water to the pumping of chemicals. The pumps are therefore suitable for a wide diversity of pumping systems where the performance and material of the pump meet specific demands.

The CR pumps consist of two main components: the motor and the pump unit. The CR pump motor is a Grundfos motor designed to EN standards.

The pump unit consists of optimised hydraulics, various types of connections, a sleeve, a pump head and various other parts.

CR pumps are available in various material versions according to the pumped liquid.

CRE, CRIE, CRNE



Fig. 2 CRE, CRIE and CRNE pumps

CRE, CRIE and CRNE pumps are built on the basis of CR, CRI, CRN pumps.

CRE, CRIE and CRNE pumps belong to the so-called E-pump family. CRE, CRIE and CRNE pumps are referred to as E-pumps.

The difference between the CR and CRE pump ranges is the motor. CRE, CRIE and CRNE pumps are fitted with an E-motor, i.e. a motor with built-in frequency converter.

The CRE pump motor is a Grundfos MGE motor designed to EN standards.

The frequency converter enables continuously variable control of the motor speed, which makes it possible to set the pump to operation at any duty point. The purpose of continuously variable speed control of the motor speed is to adjust the performance to a given requirement.

CRE, CRIE and CRNE pumps are available with an integrated pressure sensor connected to the frequency converter.

The pump materials are identical to those of the CR, CRI and CRN pump range.

Selecting a CRE pump

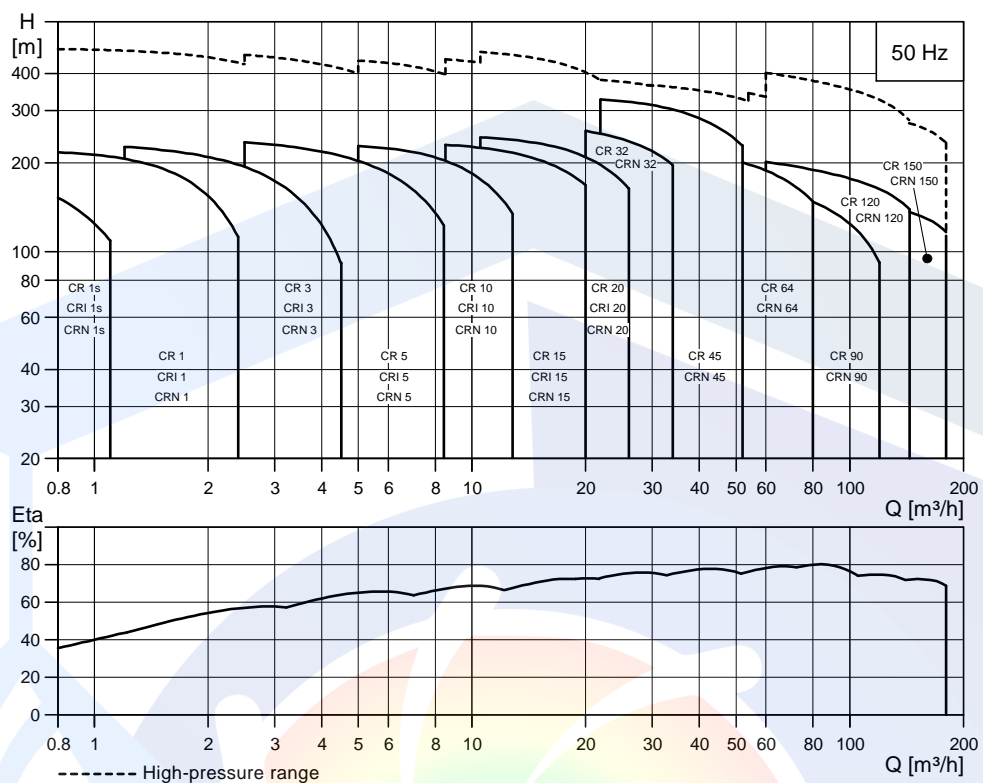
Select a CRE pump if the following features are required:

- Controlled operation, i.e. consumption fluctuates.
- Constant pressure.
- Communication with the pump.

Adaptation of performance through frequency-controlled speed control offers obvious benefits such as:

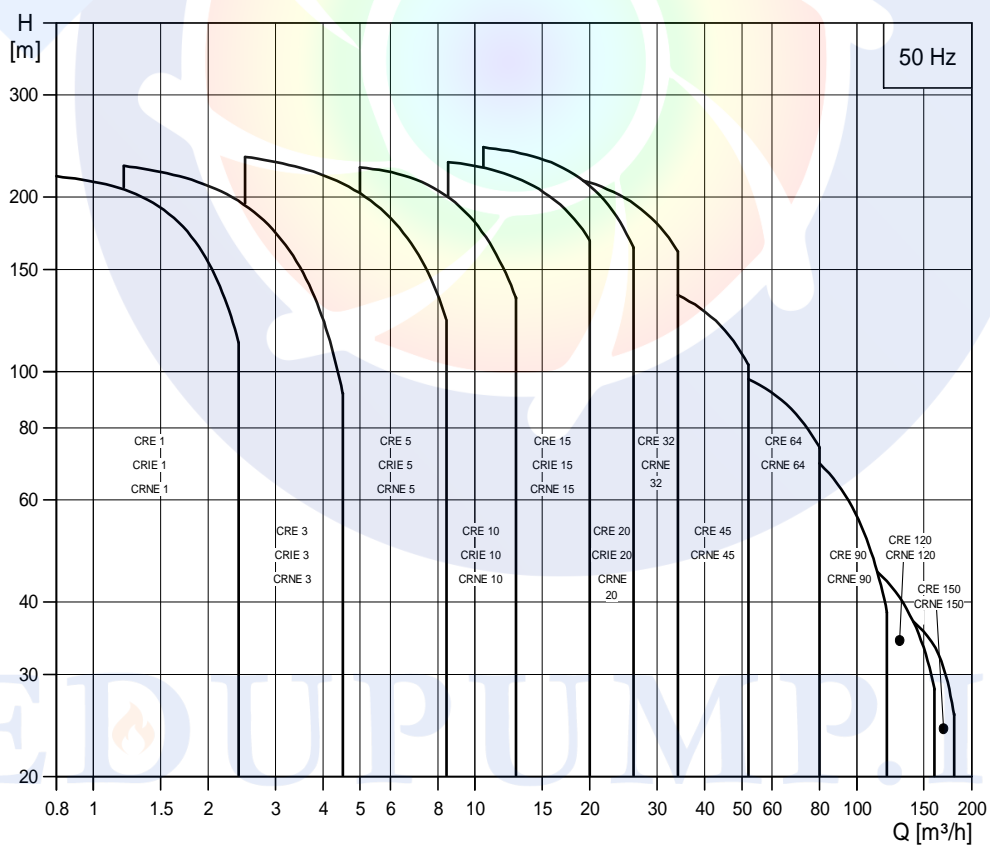
- energy savings
- increased comfort
- control and monitoring of the pump performance.

Performance range of CR, CRI, CRN



TM02 1192 4708

Performance range of CRE, CRIE, CRNE



TM02 7281 4708

3. Construction

CRI(E), CRN(E) 1s, 1, 3, 5, 10, 15 and 20

CR(E) 1s, 1, 3, 5, 10, 15 and 20

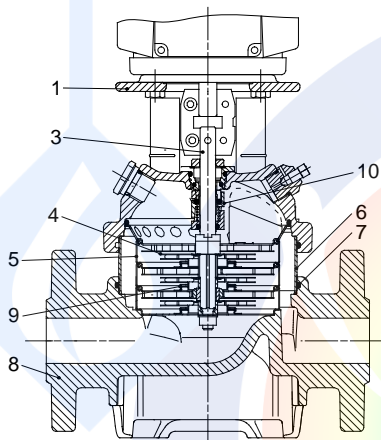


TM02 1195 0601 - GR7377 - GR7379



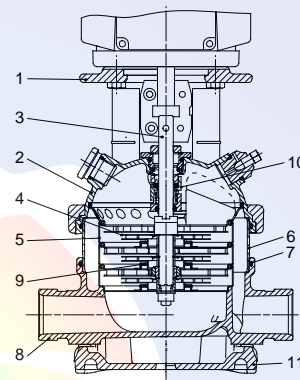
TM02 1808 2001 - GR7373 - GR7375

Sectional drawing



TM02 1194 1403

Sectional drawing



TM02 1195 1403

Materials, CR(E)

Pos.	Designation	Materials	EN/DIN	AISI/ASTM
1	Pump head	Cast iron EN-GJL-200	EN-JL1030	ASTM 25B
3	Shaft	Stainless steel	1.4401 ¹⁾ 1.4057 ²⁾	AISI 316 AISI 431
4	Impeller	Stainless steel	1.4301	AISI 304
5	Chamber	Stainless steel	1.4301	AISI 304
6	Sleeve	Stainless steel	1.4301	AISI 304
7	O-ring for sleeve	EPDM or FKM		
8	Base	Cast iron EN-GJL-200	EN-JL1030	ASTM 25B
9	Neck ring	PTFE		
10	Shaft seal			
	Rubber parts	EPDM or FKM		

¹⁾ CR(E) 1S, 1, 3, 5.

²⁾ CR(E) 10, 15, 20.

Materials, CRI(E) and CRN(E)

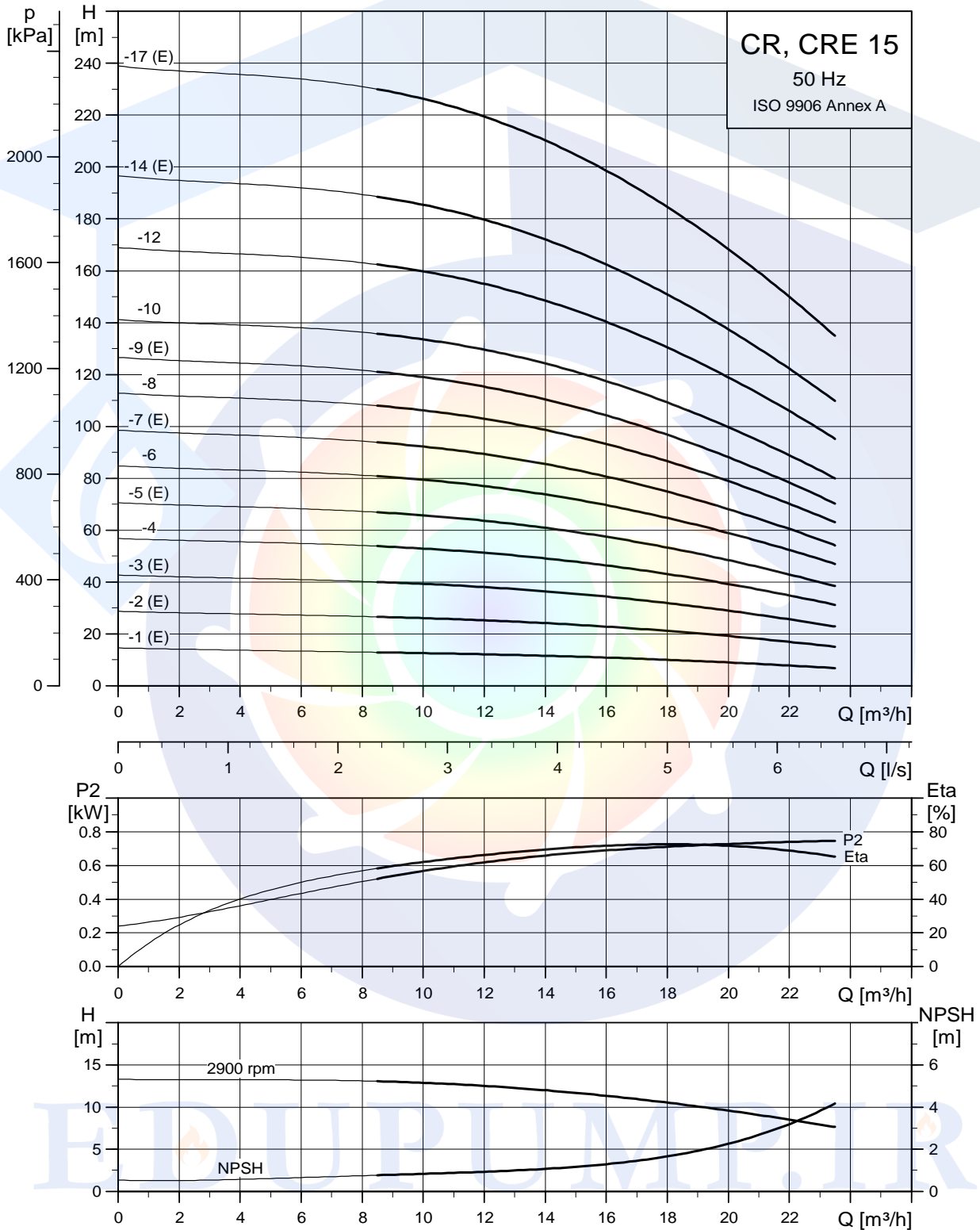
Pos.	Designation	Materials	EN/DIN	AISI/ASTM
1	Pump head	Cast iron EN-GJL-200 ¹⁾	EN-JL1030	ASTM 25B
2	Pump head cover	Stainless steel	1.4408	CF 8M equal to AISI 316
3	Shaft	Stainless steel	1.4401 ²⁾ 1.4460 ³⁾	AISI 316 AISI 329
8	Base	Stainless steel	1.4408	CF 8M equal to AISI 316
9	Neck ring	PTFE		
10	Shaft seal	Cartridge type		
11	Base plate	Cast iron EN-GJL-200 ¹⁾	EN-JL1030	ASTM 25B
	Rubber parts	EPDM or FKM		
CRI(E)				
4	Impeller	Stainless steel	1.4301	AISI 304
5	Chamber	Stainless steel	1.4301	AISI 304
6	Sleeve	Stainless steel	1.4301	AISI 304
7	O-ring for sleeve	EPDM or FKM		
CRN(E)				
4	Impeller	Stainless steel	1.4401	AISI 316
5	Chamber	Stainless steel	1.4401	AISI 316
6	Sleeve	Stainless steel	1.4401	AISI 316
7	O-ring for sleeve	EPDM or FKM		

¹⁾ Stainless steel available on request.

²⁾ CRI(E), CRN(E) 1S, 1, 3, 5.

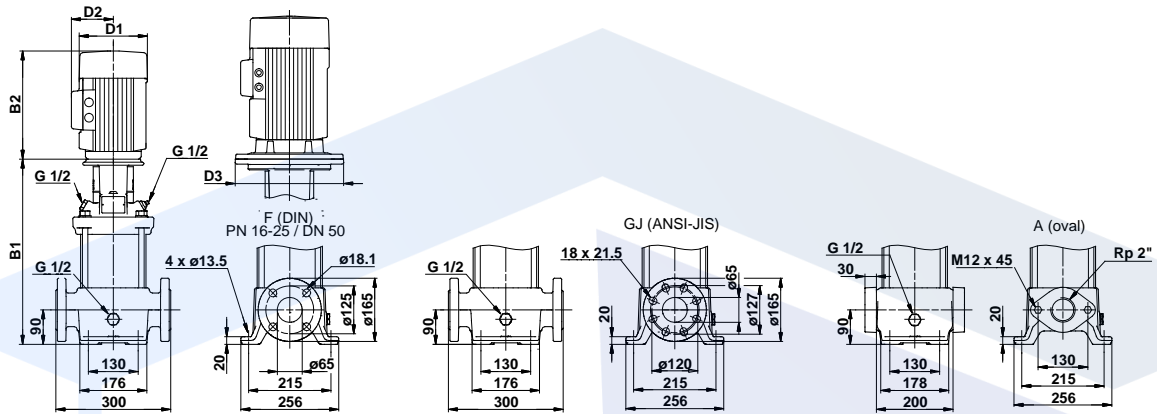
³⁾ CRI(E), CRN(E) 10, 15, 20.

CR, CRE 15



TM02 7298 3605

Dimensional sketch



Dimensions and weights

Pump type	Motor P ₂ [kW]	CR									CRE								
		Dimension [mm]						Net weight [kg]			Dimension [mm]						Net weight [kg]		
		Oval flange		DIN flange		D1	D2	D3	Oval flange	DIN flange	Oval flange	DIN flange	D1	D2	D3	Oval flange	DIN flange		
		B1	B1+B2	B1	B1+B2													B1	B1+B2
CR(E) 15-1	1.1	400	651	400	651	141	109	-	41	42	400	631	400	631	178	167	-	44	45
CR(E) 15-2	2.2	415	736	415	736	178	110	-	49	50	415	736	415	736	178	167	-	59	60
CR(E) 15-3	3	465	800	465	800	198	120	-	56	57	465	800	465	800	198	177	-	64	65
CR 15-4	4	510	882	510	882	220	134	-	67	68	-	-	-	-	-	-	-	-	-
CR(E) 15-5	4	555	927	555	927	220	134	-	68	69	555	927	555	927	220	188	-	78	79
CR 15-6	5.5	632	1023	632	1023	220	134	300	90	91	-	-	-	-	-	-	-	-	-
CR(E) 15-7	5.5	677	1068	677	1068	220	134	300	92	93	677	1068	677	1068	220	188	300	99	100
CR 15-8	7.5	-	-	722	1101	260	159	300	-	107	-	-	-	-	-	-	-	-	-
CR(E) 15-9	7.5	-	-	767	1146	260	159	300	-	108	-	-	767	1158	260	213	300	-	106
CR 15-10	11	-	-	889	1360	314	204	350	-	150	-	-	-	-	-	-	-	-	-
CR 15-12	11	-	-	979	1450	314	204	350	-	154	-	-	-	-	-	-	-	-	-
CR(E) 15-14	11	-	-	1069	1540	314	204	350	-	158	-	-	1084	1555	314	308	350	-	202
CR(E) 15-17	15	-	-	1204	1675	314	204	350	-	175	-	-	1219	1690	314	308	350	-	222

EDUPUMP.IR



EDUPUMP
WWW.EDUPUMP.IR

اولین و بزرگترین

سایت تخصصی سیستم‌های پمپاژ
با امکان محاسبه آنلاین و انتخاب پمپ

تولید بوستر پمپ آتش نشانی

در کلاس‌های S3 - S2 - S1
مورد تایید سازمان آتش نشانی تهران



اولین و بزرگترین مرجع انتخاب آنلاین سیستم‌های پمپاژ

انتخاب آنلاین انواع بوستر پمپ

انتخاب آنلاین انواع پمپ

ارائه مطالب تخصصی

اولین سایت مرجع

انتخاب آنلاین پمپ

در حوزه‌های:

ایمنی و آتش نشانی
آب و فاضلاب
صنایع غذایی
استخر
صنعت
معدن



تولید بوستر پمپ

آبرسانی دور متغیر

بدون محدودیت برند



آموزش

تهویه و تخلیه دود
سیستم‌های پمپاژ
ایمنی معماری
اطفاء حریق
اعلام حریق

مشاوره - طراحی - اجراء

تاسیسات مکانیکی (موتورخانه - استخر)
تهویه و تخلیه دود
سیستم‌های پمپاژ
ایمنی معماری
اعلام حریق
اطفاء حریق

تهران، سعدی شمالی، خیابان مرادی نور، پلاک ۳۱

تلفن: ۰۲۱-۷۷۶۸۶۹۶۶ فکس: ۰۲۱-۷۷۶۷۸۶۵۹

EDUPUMP.IR

WWW.EDUPUMP.IR